

ENVIRONMENT





1 Number the categories of rubbish and colour the picture.

WORD BANK

1. paper 2. glass 3. plastic 4. metal 5. organic waste



2 How long does it take to decompose? Write your answers, then compare with the real times.

		MY ANSWER	REAL TIMES
	apple	_____	_____
	plastic bottle	_____	_____
	cans	_____	_____
	paper	_____	_____

Answers: apple: six months - plastic bottle: eight hundred years - cans: one hundred years - paper: ten months

EARTH DAY - APRIL 22nd

1 Read and complete.

save • nature • Earth • people

Today is _____ Day.
Every year _____ from all
over the world remember to help
the environment and _____
the planet. _____ is important
for our life. Earth is our home!


2 Draw a flag for Earth Day.

You can put it on the wall to make
your class Earth's best friend!



3 Make Earth Day cards for your friends and family. Use the word bank for help.

Plant trees • Recycle cans • Recycle glass • Pick up your rubbish
Reduce, reuse, recycle • Save water




WHAT'S IT MADE OF?

1 Number the objects.

1. paper 2. glass 3. metal 4. plastic



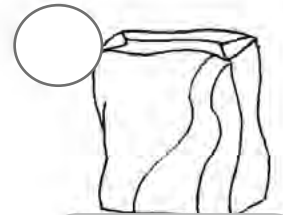
plastic bottle



book



drink can



sugar bag



jam jar



newspaper



tuna tin



glass



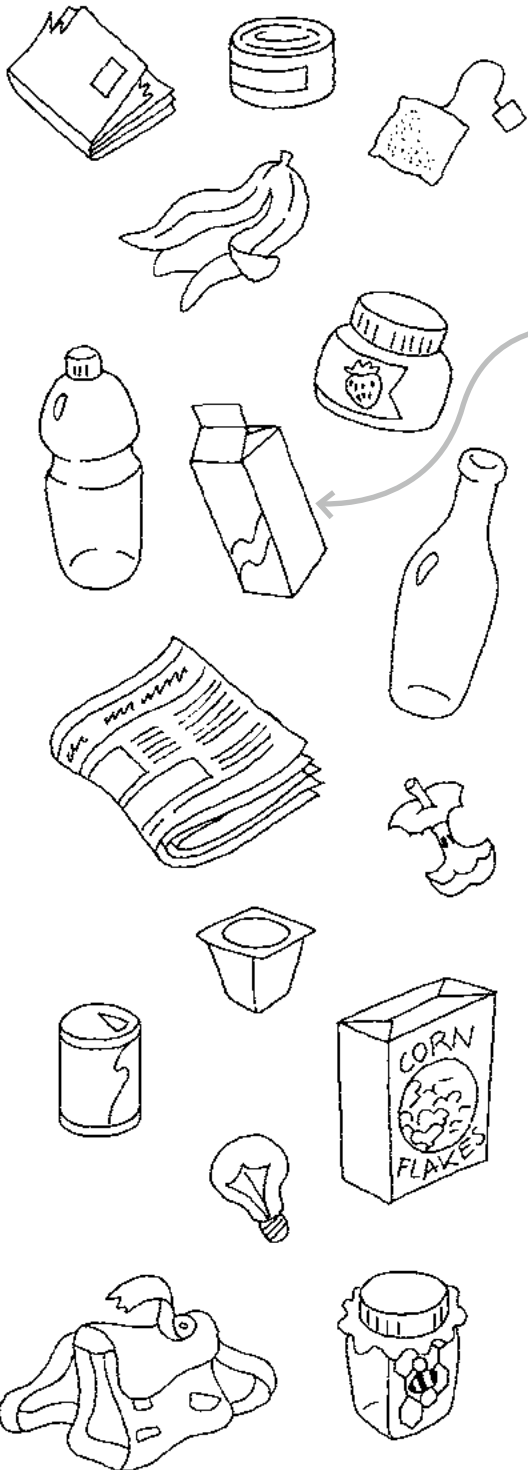
plastic glass

2 Can you recycle it? List the objects in the correct column. Work in pairs: ask and answer.

YES, I CAN	NO, I CAN'T

RECYCLING

1 Match the words to the pictures and to the appropriate rubbish bin.



an old exercise book

a banana skin

a yoghurt pot

a milk carton

a newspaper

a tuna tin

a tea bag

a plastic bottle

a jam jar

a drink can

an apple core


a wine bottle

an old schoolbag

a honey jar

a light bulb


a cornflakes packet



FUN FACT


Do you know...?

You can make a new bike with 800 cans.



TIME TO CLEAN UP

1 Find the 9 differences. Colour.



2 Find the words in the wordsearch.



pen



bottle



glass



can



paper



ladybird



flower



caterpillar



butterfly



bird

T	G	R	B	I	R	D	T	B	P	E	N
G	H	J	U	S	D	G	H	G	R	B	F
C	C	A	T	E	R	P	I	L	L	A	R
A	X	Z	T	H	J	K	L	A	C	V	B
N	F	J	E	A	S	P	C	S	N	M	B
Q	W	E	R	F	G	A	V	S	J	K	O
T	H	L	F	V	C	P	V	S	Y	K	T
Z	X	F	L	O	W	E	R	F	T	Y	T
L	A	D	Y	B	I	R	D	V	B	U	L
A	S	D	F	G	H	J	K	L	O	I	E

MAKE YOUR EARTH DAY BOOK

1 Cut along the dotted lines and fold the book in half twice. Colour.



KEEP YOUR SCHOOL CLEAN



WRITE ON BOTH SIDES OF PAPER

PUT YOUR RUBBISH IN
THE RIGHT BIN

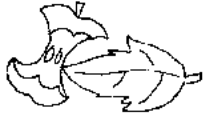







MY EARTH DAY BOOK



EVERY DAY IS A SPECIAL DAY

1 Read and complete. Work in pairs: ask and answer.

ON...	THEY COLLECT...
Sunday 16	
Monday 17	 compost
Tuesday 18	 glass
Wednesday 19	 paper
Thursday 20	 metal
Friday 21	 compost
Saturday 22	 plastic

- What do they collect on Sunday? On Sunday they collect nothing!
- What do they collect on Monday? On Monday they collect _____.
- What do they collect on Tuesday? On Tuesday they collect _____.
- What do they collect on Wednesday? On Wednesday _____.
- What do they collect on Thursday? On Thursday _____.
- What do they collect on Friday? On _____.
- What do they collect on Saturday? On _____.

SAVE ENERGY AT HOME

1 What can you do to save energy at home? Complete.

open • leave • switch off • leave • switch off • close • switch on • less

in the kitchen

When I do other things, I _____ the fridge door.

I _____ the oven after baking.

in the living room

When I go out of the room, I _____ the TV.

I don't _____ the lights on when I go out.

in the bedroom

When the heating is on, I don't _____ the window.


If it's sunny outside, I don't _____ the light.

in the bathroom

When I brush my teeth, I don't _____ the water running.

I have a shower, not a bath, to use _____ water.

2 What's wrong in the picture? Circle.



HOW TO SAVE THE ENVIRONMENT

1 Tick the right column.

	ALWAYS	NEVER
Separate your rubbish.		
Turn the lights off when you are not in the room.		
Recycle paper, glass, metal and plastic.		
Throw plastic bottles in the river.		
Switch off the TV when you are not watching it.		
Use a lot of water when you have a bath.		
Save trees.		
Drop litter in the street.		
Put organic waste in the composter.		
Leave your rubbish on the grass.		

2 Match the questions to the correct answers.

1. Can you recycle a newspaper?

2. Where can I put a glass bottle?

3. What can you do with recycled plastic?

4. Can you recycle a light bulb?

5. Where can you put vegetable waste?

6. Can you recycle plastic?

A. In the composter.

B. Yes, I can.

C. No, I can't.

D. Yes, I can.

E. In the glass bin.

F. You can make new plastic goods.

WHERE DO YOU PUT... ?

1 Use the same colour to colour the squares which contain similar recyclable materials.

WORD BANK

1. paper 2. glass 3. plastic 4. metal 5. organic waste

The grid contains the following items:

- Top row: A can with a lightning bolt symbol.
- Second row: A tin can, a can with a cow face, a can labeled 'PEAS', and a 'METAL' bin.
- Third row: A newspaper, a box of 'CORN FLAKES', a plastic bottle, and a 'COMPOST' bin.
- Fourth row: A stack of papers, a stack of papers, a paper cup, and a bunch of vegetables.
- Fifth row: A jar of jam, a stack of papers, a plastic bottle, and a bunch of vegetables.
- Sixth row: A glass bottle, a jar of jam, a box labeled 'RICE', a paper cup, and a bunch of vegetables.
- Seventh row: A glass bottle, a stack of papers labeled '2010', a plastic bottle labeled 'TEA', and two pears.
- Eighth row: A glass bottle, a box of tissues, a plastic bottle, and an apple core.

Arrows point from the items to recycling bins labeled: PAPER, METAL, COMPOST, GLASS, and PLASTIC.